




















1	CODE 220	2	CODE 221	3	CODE 222	4	CODE 223	5	CODE 401
WALL ELEMENT 1000 x 2500		WALL ELEMENT 500 x 2500		WALL ELEMENT ROUNDED 1000 x 2500		WALL ELEMENT ROUNDED 500 x 2500		WALL ELEMENT 1000 x 2500 WITH GLASS 1000 x 1270	
6	CODE 402	7	CODE 403	8	CODE 240	9	CODE 241	10	CODE 242
WALL ELEMENT 500 x 2500 WITH GLASS 500 x 1270		WALL ELEMENT 1000 x 2500 WITH GLASS 1000 x 1970		FOLDING DOOR, LOCKABLE		HINGED DOOR, LOCKABLE		CURTAIN	
11	CODE 250	12	CODE 260	13	CODE 300	14	CODE 303	15	CODE 306
CELLING GRID 1000 x 1000		CELLING LATTICE 1000 x 1000 (whitout grid)		CHAIR		CONFERENCE CHAIR		BAR STOOL	
16	CODE 310	17	CODE 311	18	CODE 314	19	CODE 315	20	CODE 382
TABLE 800 x 800		TABLE 700 x 1500		ROUND TABLE D=800		TABLE 800 x 1200		DISPLAY TABLE 500 x 1000 x 800	

The symbols in top right corners of each item are to be used in stand sketches.

21	CODE 384	22	CODE 318	23	CODE 319	24	CODE 708	25	CODE 709
DISPLAY TABLE 1000 x 1000 x 800		INFO COUNTER 500 x 1000 x 1100		INFO COUNTER 500 x 1000 x 1100		INFO COUNTER RADIAL (big)		INFO COUNTER RADIAL (small)	
26	CODE 340	27	CODE 701	28	CODE 702	29	CODE 740	30	CODE 324
5-SHELVES BOOK STAND 300 x 1000 x 2500		5-SHELVES STAND 500 x 1000 x 2500		5-SHELVES STAND 1000 x 1000 x 2500		MOVABLE SHELVES STAND 500 x 1000 x 1600		BROCHURE STAND	
31	CODE 380	32	CODE 381	33	CODE 317	34	CODE 320	35	CODE 394
WALL SHELF 300 x 1000 H=1200		SLOPING WALL SHELF 300 x 1000 H=1200		CUPBOARD 500 x 1000 x 1100		CUPBOARD 500 x 1000 x 800		SHOWCASE 500 x 1000 x 1100	
36	CODE 396	37	CODE 398	39	CODE 330	40	CODE 331	41	CODE 350
SHOWCASE (2 shelves) 500 x 1000 x 2000		SHOWCASE (lighting, 2 shelves) 500 x 1000 x 2000		MIRROR 1500 x 600		CLOTHES HANGER FOR THE WALL		REFRIGERATOR "SMOLENSK" 140 liters	

The symbols in top right corners of each item are to be used in stand sketches.

42	CODE 361a	43	CODE 361b	44	CODE 370	45	CODE 388b	46	CODE 600
									
TV - 19"	VIDEO PLAYER	COFFEE MACHINE (for 6 cups)	TV STAND 500 x 500 x 1000	KITCHEN UNIT (sink, electr. hot plate, boiler)					
47	CODE 404	48	CODE 405	49	CODE 510	50	CODE 513	51	CODE 514
									
VENETIAN BLIND 1400 x 1000	VENETIAN BLIND 1400 x 2000	SPOTLIGHT (100 W)	HALOGEN SPOTLIGHT (300 W)	METAL HALOGEN PROJECTOR (150 W)					
52	CODE 520	53	CODE 504a	54	CODE 504b	55	CODE 504c	56	CODE 508
									
FLOURESCENT LAMP (40 W)	SOCKET 220V (single, up to 1 kW)	SOCKET 220V (single, up to 2,5 kW)	SOCKET 220V (power connector 32A, up to 5kW)	SOCKET 220V (single, 24 hour, up to 1 kW)					
57	CODE 505	58	CODE 506a	59	CODE 506b	60	CODE 506c		
									
SOCKET 220V (triple, up to 1 kW)	SOCKET 380V (power connector, up to 10 kW)	SOCKET 380V (power connector, up to 20 kW)	SOCKET 380V (power connector, up to 40 kW)						

The symbols in top right corners of each item are to be used in stand sketches.